ALASKA ENERGY AUTHORITY

COOK INLET POWERLINK: PQ/RFI PRE-RESPONSE MEETING



Alaska Energy Authority

CIPLink PQ/RFI Pre-Response Meeting
November 4, 2026

ALASKA ENERGY AUTHORITY

Introductions, Meeting Purpose and Objectives

INTRODUCTIONS

PURPOSE

Provide an overview of CIPLink and the submarine cable supply and installation opportunity, explain the prequalification and RFI requirements, and answer prospective respondents' questions regarding the solicitation process.

OBJECTIVES FOR TODAY

01 Introduce the CIPLink Project and its proposed submarine cable system.

02 Review preliminary technical requirements, routing assumptions, installation conditions, and project schedule.

03 Explain the PQ requirements, evaluation criteria, and prequalification process

04 Review the nonbinding technical and budgetary information requested through the RFI.

05 Clarify solicitation procedures, deadlines, and the formal questions and addenda process.

06 Provide an opportunity for prospective respondents to ask questions.

AGENDA

Today's Agenda

STRUCTURE

Questions will be addressed during the designated discussion period. Only written addenda issued by AEA constitute official clarification or modification of the solicitation.

01 Introduction to AEA

02 CIPLink and the Railbelt

03 Design Basis

04 Marine survey program

05 Project funding & DOE coordination

06 Environmental & Permitting

07 PQ/RFI Process

08 Schedule & upcoming activities

09 Discussion & Questions

01

SECTION 01

Introduction to AEA

ALASKA ENERGY AUTHORITY

WHO WE ARE, WHAT WE DO

OUR MISSION

Advancing affordable, reliable energy in Alaska.

WHERE WE'RE HEADED

OUR VISION

A resilient and reliable energy future for Alaska, enabled by strong infrastructure, innovation, and collaboration.



AEA Programs and Services Overview

Owned Assets
- Bradley Lake Hydroelectric Project
- Alaska Intertie
- Beluga-Healy Transmission Project
- Cook Inlet PowerLink
- Sterling to Quartz Creek Transmission Line

Power Cost Equalization
- $48 Million Program
- 193 Rural Communities
- 81 Electric Utilities
- Benefits 80,000+ Alaskans

(All figures reflect FY2026)

Rural Energy
- Bulk Fuel Upgrades
- Rural Power System Upgrades
- Circuit Rider Program
- Electrical Emergency Assistance

Renewable Energy and Energy Efficiency
- Renewable projects; biomass, electric vehicles, hydroelectric, solar, and wind
- Federal programs: NEVI and Home Energy and High Efficiency Rebate Allocation

Grants and Loans
- Renewable Energy Fund
- Power Project Fund
- Federal Grants

Energy Planning
- Alaska Energy Security Task Force
- State Energy Security Profile
- Electronic Library
- Energy Data Resources
- 40101(d) Grid Resilience

Railbelt Transmission Organization
- AEA, Railbelt Reliability Council, and Utility Governance
- Certificate of Public Convenience and Necessity
- Tariff Under Regulatory Review

AEA Active Projects and Services

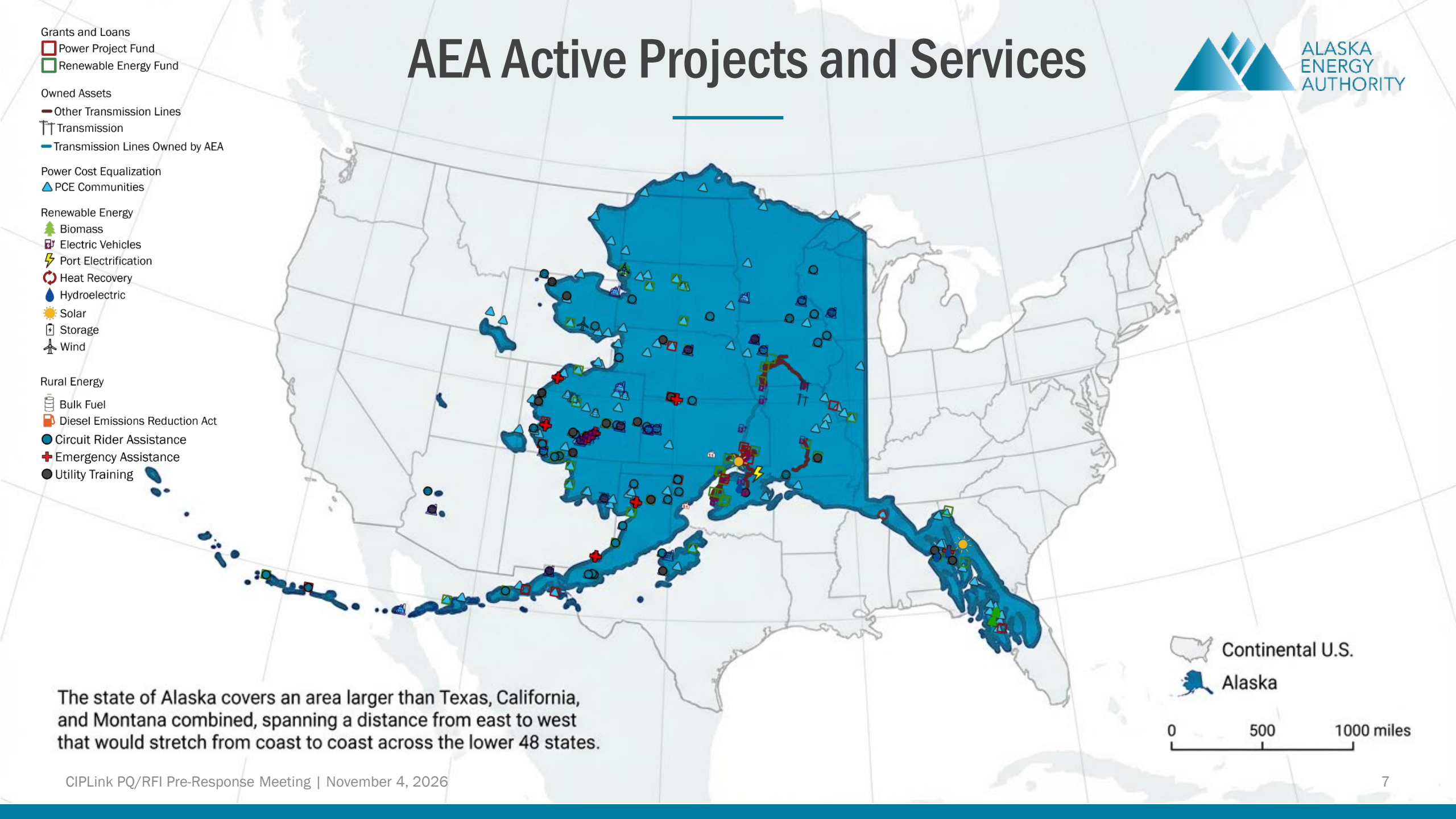

The state of Alaska covers an area larger than Texas, California, and Montana combined, spanning a distance from east to west that would stretch from coast to coast across the lower 48 states.

02

SECTION 02

Alaska's Railbelt and CIPLink

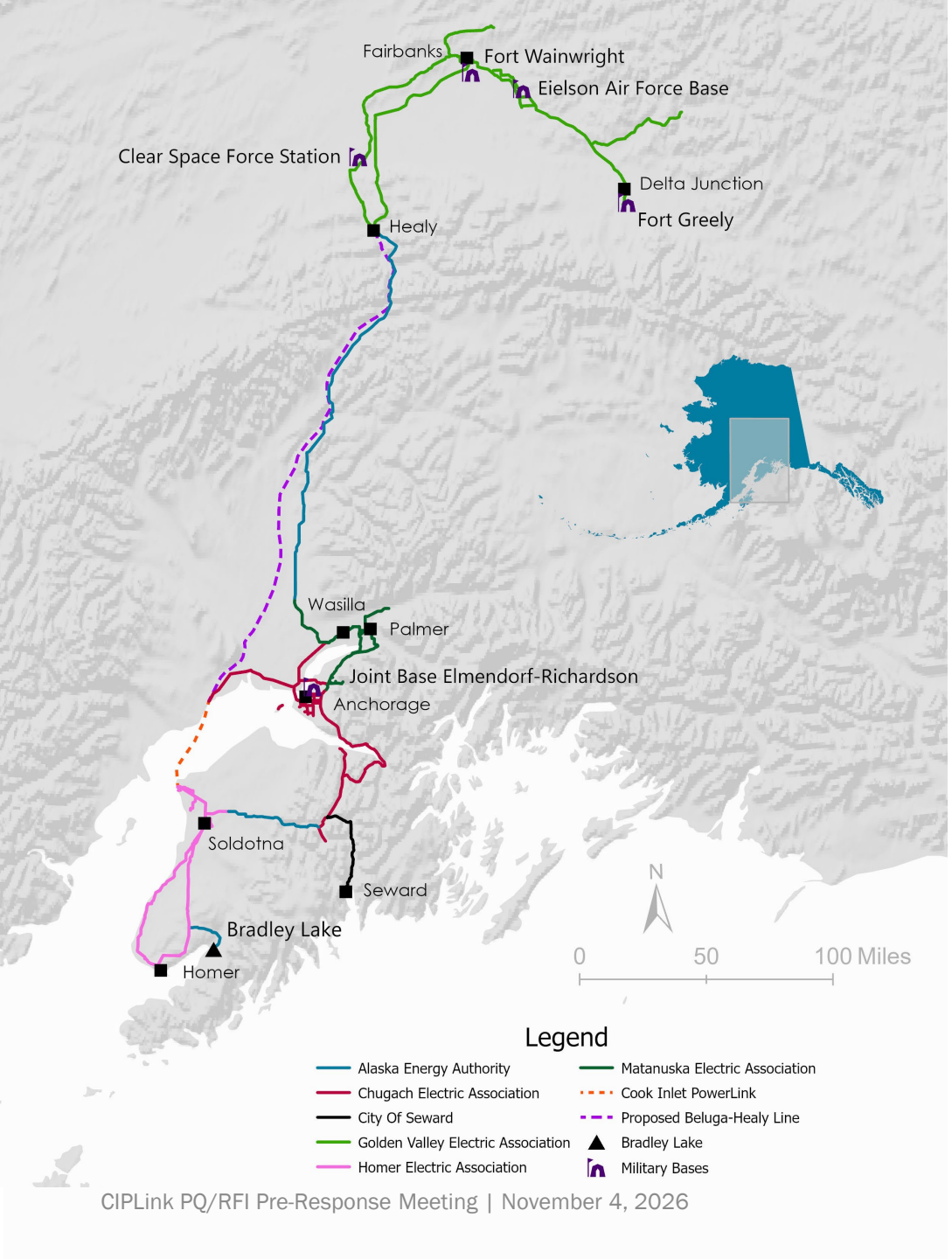

Railbelt Context

The Railbelt

Alaska's interconnected transmission system

One corridor ties the Kenai Peninsula, Anchorage and Fairbanks together—the state's largest concentration of load, generation, and military mission.

~75%
of Alaska's population served by the Railbelt grid

6
military installations on or near the corridor

- **Corridor:** Homer · Kenai / Soldotna · Seward · Anchorage · Mat-Su (Palmer & Wasilla) · Healy · Delta Junction · Fairbanks
- **Mission load:** Joint Base Elmendorf-Richardson · Fort Greely · Clear Space Force Station · Eielson Air Force Base · Fort Wainwright

CONTEXT

Today's Energy Landscape

Alaska's geography, market size, and infrastructure shape energy costs and reliability in ways unlike any other state.



Cook Inlet Gas Shortage

Supply constraints affect the fuel underpinning most Railbelt generation.

High-Energy Costs

Fuel costs and transmission constraints increase electricity costs for Railbelt homes and businesses.

Small Ratepayer Base

Capital costs are spread across relatively few customers, increasing per-customer rates.

Long Transmission Corridors

The Railbelt connects the Kenai Peninsula to Fairbanks across challenging terrain, complicating construction and maintenance.

Limited Transmission

Few redundant paths mean a single outage can strand generation or load.

Strategic Military Role

Installations along the Railbelt depend on the same grid as surrounding communities.

Federal investment has an outsized impact in Alaska where geography and costs compound infrastructure challenges.

Building Redundancy Into Alaska's Largest Electric System

CIPLink Development History

Alaska's First High-Voltage Direct Current (HVDC) Transmission Project

- Development history of the HVDC solution
  - First recommended in 2013 AEA Transmission Study
    - 100-125 MW link
  - Confirmed in 2017 AEA Transmission Study
    - 125 MW link
  - Included by utilities in 2023 Grant Application
    - 250 MW
  - Confirmed in the 2025 AEA Railbelt Strategic Plan
    - 250 MW
  - Stantec Preliminary Design Report
    - 100 MW with future expansion to 200 MW
- Cable routing
  - The transmission plan did not include line or cable design or routing
  - The line terminations were originally selected as Bernice lake Power Plant due to lower transfer levels
  - Higher transfer levels resulted in a recommendation for the Soldotna Termination

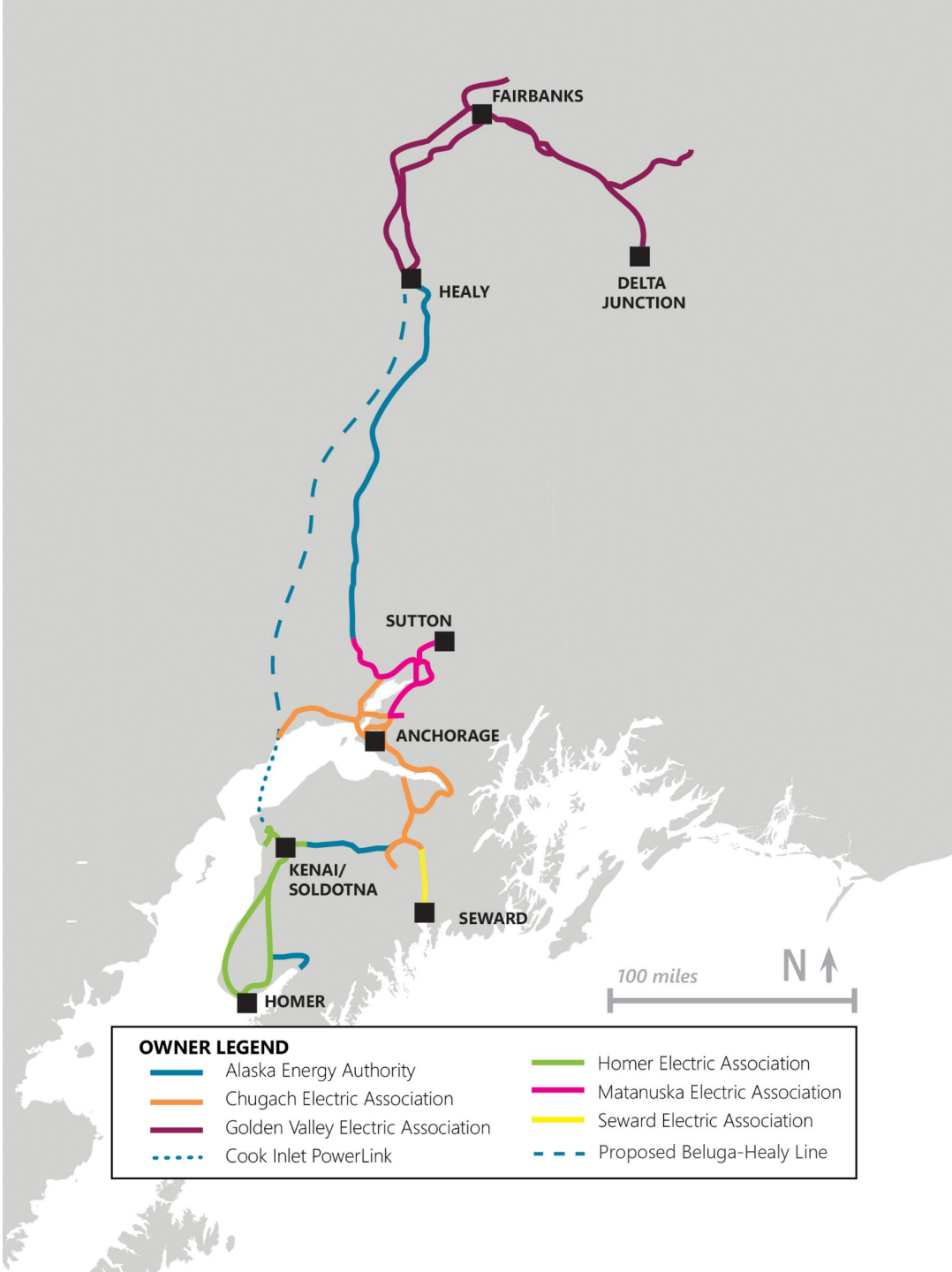


COOK INLET POWERLINK

Cook Inlet PowerLink (CIPLink)

CIPLink is a high-voltage direct current (HVDC) transmission system connecting Southern and Central Railbelt regions. It features a **38-mile subsea cable** and overland routes to deliver **up to 100 MW** of bidirectional power flow.

CAPACITY

100 MW

Bidirectional Flow

CONNECTIVITY

Railbelt Link

Connects South & Central Regions

TARGET COMPLETION

2032

Shovel-ready status

ESTIMATED COST

$413 Million

Preliminary Engineering Done

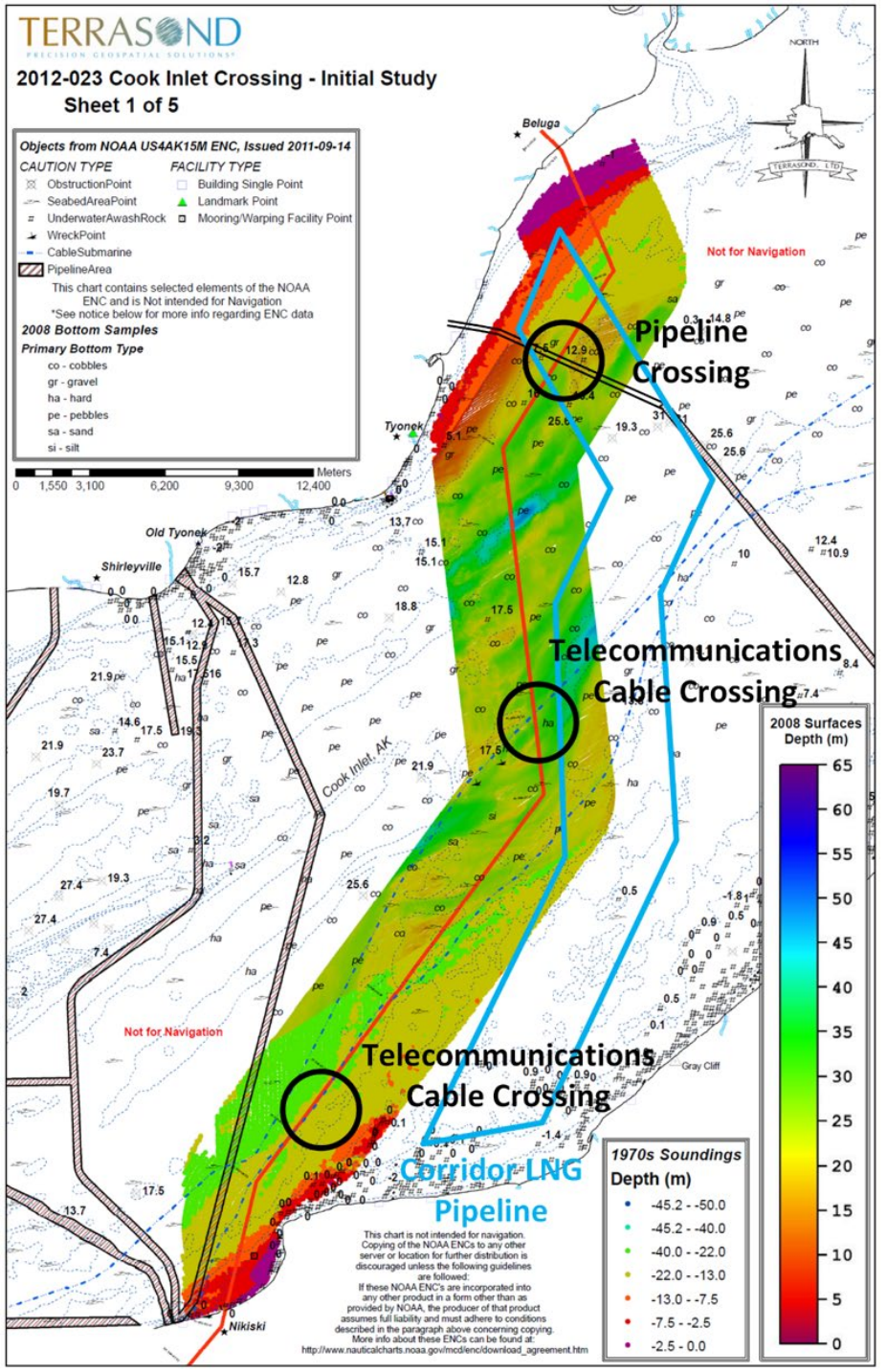

03

SECTION 03

Design Basis

Design Options

Design options considered.

DC TECHNOLOGY

VSC versus LCC

DC RATINGS

100 MW up to 300 MW

DC CONFIGURATIONS

Bipole, Symmetric Monopole, Asymmetric Monopole

CONVERTER STATION LOCATIONS

Beluga, Bernice Lake, Soldotna, Point Woronzoff

SOUTHERN INLET CABLE LANDING LOCATIONS

Nikiski, Moose Point

Design Basis

- Asymmetric Monopole 100 kV @ 1000A (100 MW).
- VSC half bridge converter.
- Expandable to 200 MW with addition of second pole.
- Northern station at Beluga.
- Southern station at Soldotna (initially at Bernice Lake).
- 32 miles of submarine cable across Cook Inlet.
- 31 miles of OHTL (3 miles on northern end and 28 miles on Kenai Peninsula).

100 MW

CONFIGURATION
Asymmetric monopole, 100 kV @ 1000 A

32 mi

SUBMARINE CABLE
Submarine cable across Cook Inlet

31 mi

OVERHEAD TRANSMISSION
Overhead transmission (3 mi northern, 28 mi Kenai)

Simplified Single Line Diagram

CIPLink HVDC system from Soldotna to Beluga.

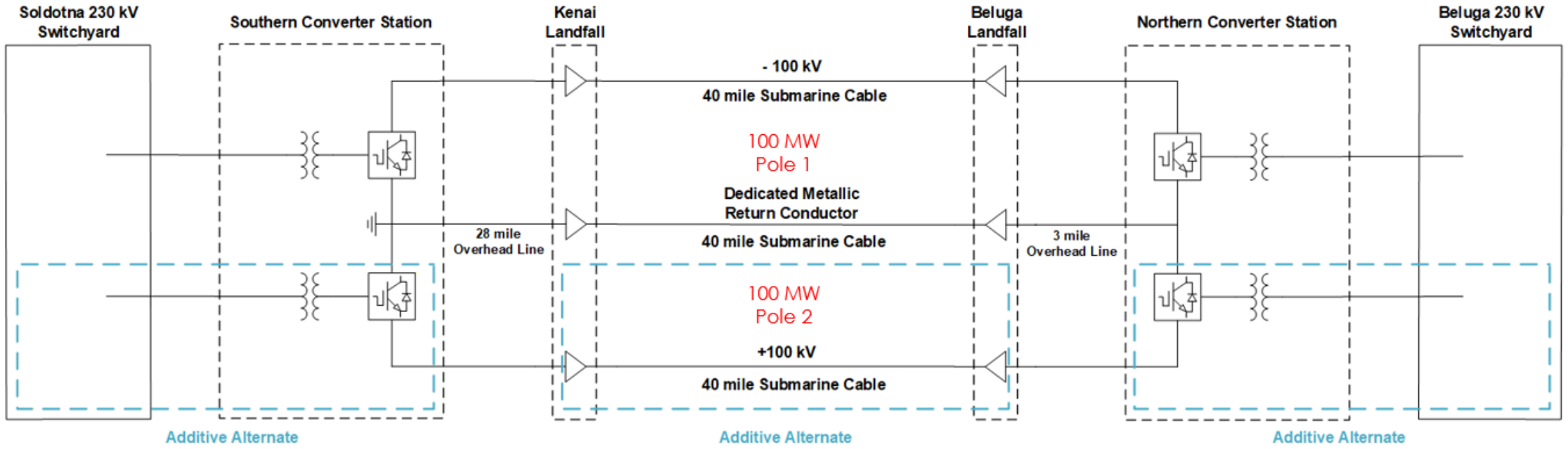

Base Design Transmission Routing

The base design route across Cook Inlet and the Kenai Peninsula.

- Cable route based on the initial proposed cable route from 2013.
- Approximate distance is 32 miles.
- Area bounded by oil platforms, pipelines and communication cables.
- Transmission lines follow existing roadways and transmission line ROW.

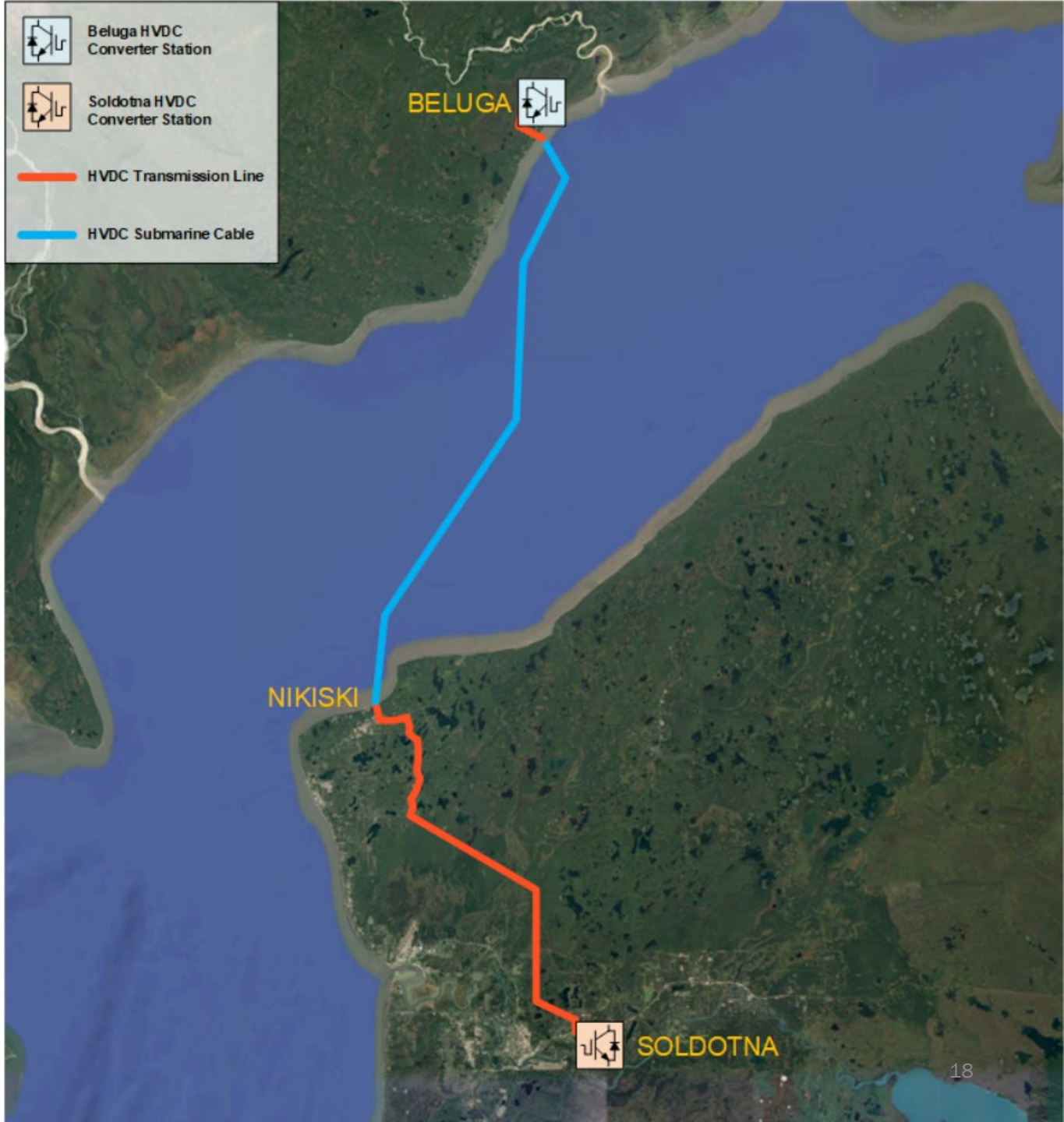



ALASKA ENERGY AUTHORITY

TRANSMISSION ROUTING

Alternative Transmission Routing

Alternative route across Cook Inlet and the Kenai Peninsula.

- More direct crossing results in reduction in submarine cable (approximately 40% less cable)
- Approximate distance is 19 miles miles.
- Fewer constraints in routing.
- Requires 28 miles of additional ROW for HVDC transmission line.
- Route selection to be completed Q2/27.

Cable Landing Transition Station

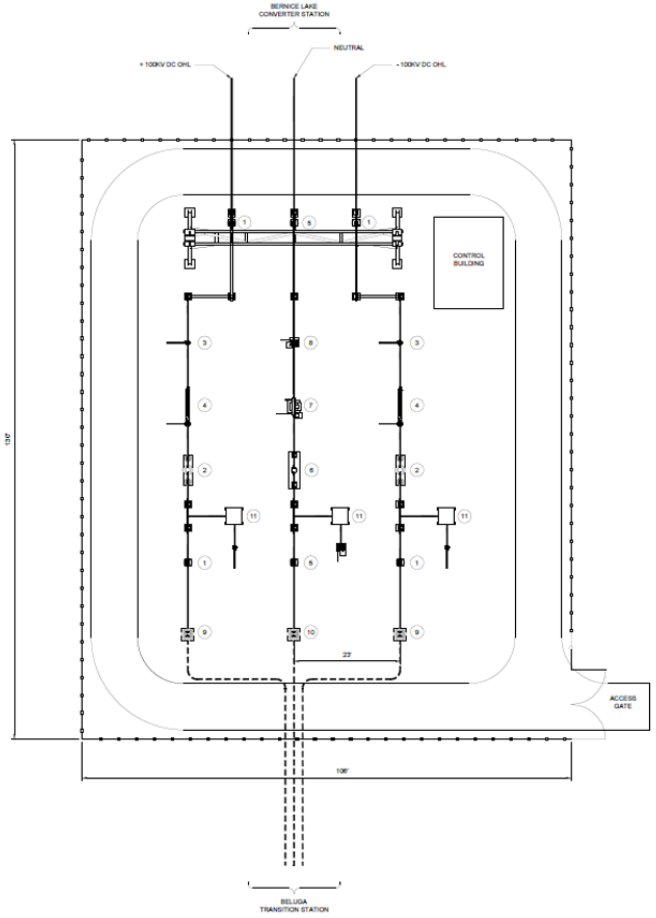



04

SECTION 04

Marine Survey Program

Marine Survey Program — Fall 2026

- Schedule: Sep 21st to Nov 10th , 2026
- Purpose:
  - Characterize seabed, shallow subsurface, and metocean conditions within the two survey corridors
  - Identify existing infrastructure, seabed hazards, and other potential routing constraints
  - Provide technical basis for preferred alignment selection and subsequent design
- High-level survey scope:
  - **MBES:** bathymetry and seabed morphology
  - **SSS:** seabed features, debris, and hazards
  - **SBP:** shallow stratigraphy and burial constraints
  - **Magnetometer:** metallic infrastructure and objects
  - **ADCP:** water current velocity and direction.
  - **Landfall LIDAR Surveys:** Nearshore topography and conditions



Field Update

- Current Status:
  - Mobilized Sep 21st, 2026
  - Field acquisition currently underway
  - South Alignment completed.
  - North Alternate Alignment 85% complete.

- Remaining Work:
  - LIDAR Survey – 5 potential landing sites
  - ADCP removal





ALASKA ENERGY AUTHORITY

05

SECTION 05

Project funding & DOE coordination

DOE Award

AWARD UPDATE

- Award underwent the Process Review ("DOGE") assessment
- Slight reduction in award amount due to removal of community benefits plan requirements
- Engagement with DOE continues to be positive
- Currently in second budget period, ending June 30, 2027
- Full period of performance through August 31, 2032
- Go/no-go meeting expected in March 2027 (annual, recurring)

AWARD ATTRIBUTES

COST SHARE

100%

Federal cost share requirement

COMPLIANCE

BABA

Build America, Buy America compliance required unless waivers apply

COMPLETION

Aug. 31, 2032

Project completion required by end of period of performance

WAGE RATES

Davis-Bacon

Davis-Bacon prevailing wage rates apply to covered work

CIPLink Spend by State Fiscal Year

- Total project budget is **$413 million**
- **$270.2 million secured to date**, including:
  - **$206 million** from DOE GRIP Award
  - **$50 million** from Bradley Lake power revenue bonds and
  - **$14.2 million** in State of Alaska appropriations.
- Sufficient funding is in place to support **cable and converter capacity payments.**
- AEA is requesting funding from the Legislature this year **to close the remaining funding gap**.
- AEA is also pursuing funding options beyond state appropriations, including **USDA Rural Utilities Service** (RUS) financing. An application has been submitted.

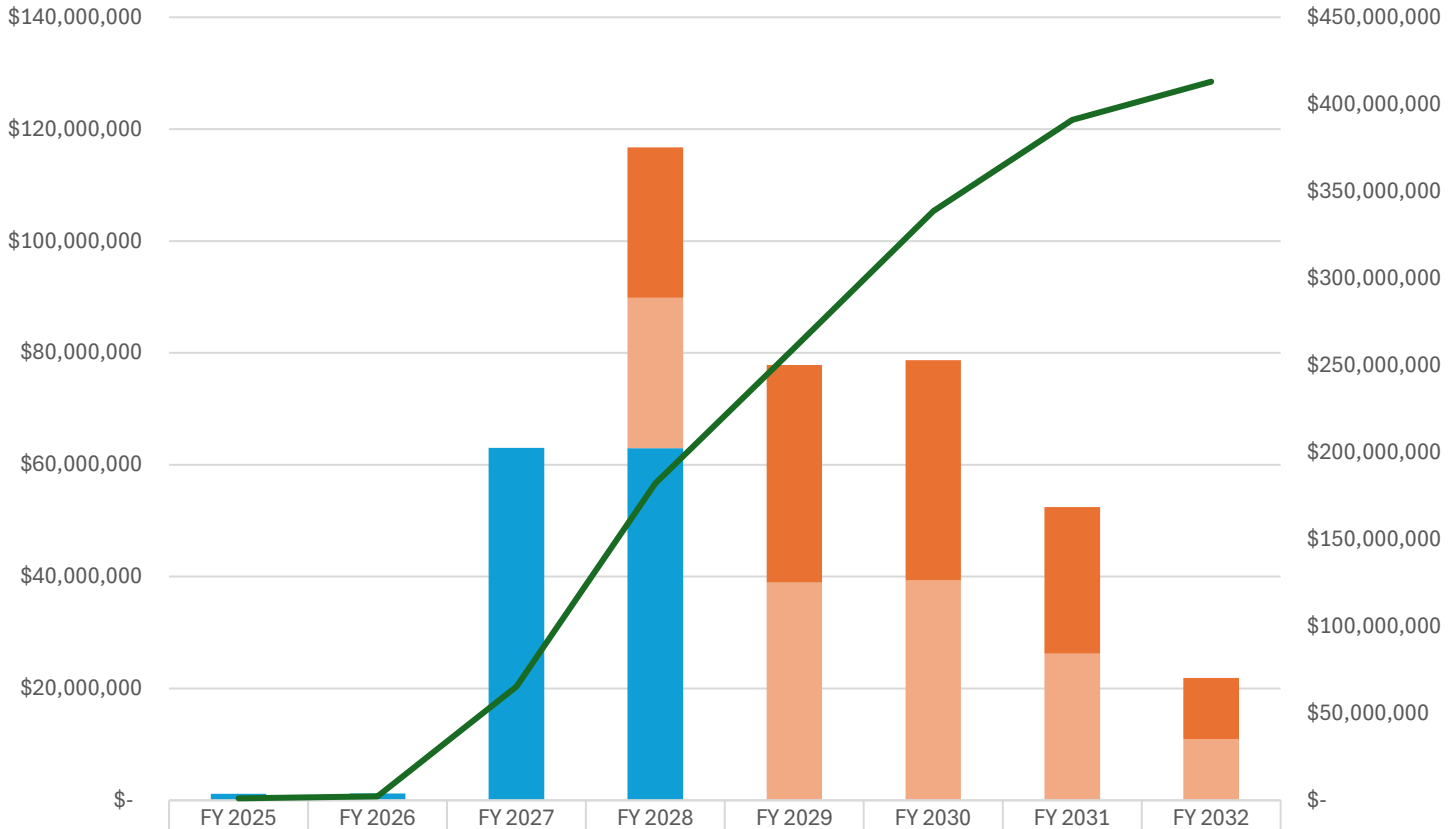

	FY 2025	FY 2026	FY 2027	FY 2028	FY 2029	FY 2030	FY 2031	FY 2032
Funding Outstanding	$-	$-	$-	$26,888,847	$38,921,940	$39,335,185	$26,223,456	$10,930,572
GRIP Award	$-	$-	$-	$26,888,847	$38,921,940	$39,335,185	$26,223,456	$10,930,572
Funding Secured	$1,150,570	$1,229,149	$63,032,157	$62,988,124	$-	$-	$-	$-
Cumulative Spend	$1,150,570	$2,379,719	$65,411,876	$182,177,69	$260,021,57	$338,691,94	$391,138,85	$413,000,00

06

SECTION 07

Environmental & Permitting

Environmental and Permitting: Micro and Macro

Goal: Align local and federal pathways

Micro Permitting | Local Siting (2026-2027)

- Includes: minimal localized impacts and site-specific investigations and assessments
- Includes site selection surveys, easement and management identification, temporary used permits, borough approvals, and ROW access authorizations
- Key Actions: Site selection, access agreements, identifying utility crossings, building and excavation permits
- Informs the full project application and broader permitting process

Macro Permitting | NEPA, Large Scale USACE & State Agency Reviews (2027-2029)

- Full system project applications; wetlands, navigable waters, State owned submerged lands, regional routes, converter to converter.
- *Regulatory focus:* USACE Section 404/10 reviews, NEPA support, agency coordination with DNR, DEC, ADF&G and DOT&PF
- Requires coordination with the U.S. Army Corps of Engineers and relevant state agencies
- *CIPLink Approach:* Early routing analysis, resource screening and agency engagement.

07

SECTION 07

PQ/RFI Process

PROCUREMENT

Submarine Cable: Request for Information (RFI) & Prequalification (PQ)

PURPOSE

1. Prequalify respondents for future submarine cable supply and installation procurement.
2. Gather technical, market, schedule, and budgetary information to support future procurement and project planning.

PREQUALIFICATION (PQ)

Establishes a pool of qualified firms eligible for the future cable procurement based on demonstrated design, manufacturing, and installation experience.

REQUEST FOR INFORMATION (RFI)

Requests nonbinding technical and budgetary information on cable design, manufacturing capacity and lead times, installation approach, BABA/domestic-content considerations, and preliminary pricing.

SCOPE ~40-mile Cook Inlet submarine cable supply and installation, including landfalls · Initial 100 MW asymmetric monopole with additive alternate for future 200 MW bipole

ANTICIPATED PROCUREMENT PATH

01 **PQ / RFI** → 02 **Prequalified Respondents** → 03 **Full RFP** → 04 **Cable Supply & Installation Contract**

MILESTONE TIMELINE

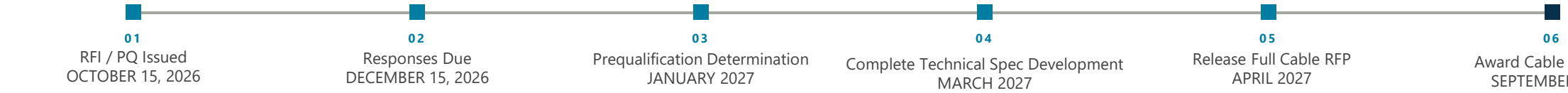

Prequalification & Evaluation

Qualification information is required for eligibility in a future submarine cable procurement.

01

Understanding of the Work

Demonstrate understanding of the design, manufacture and installation scope, key risks, assumptions and ability to meet the required schedule.

02

Business and Technical Organization

Identify the prime respondent, cable manufacturer, installer and key subcontractors, with clear roles, capacity, safety and quality credentials.

03

Technical Experience

Provide recent comparable HVDC submarine cable references, including challenging water currents, subarctic conditions, landfalls, burial and offshore jointing.

04

Technical Capability

Show qualified manufacturing facilities, CIGRE type and prequalification testing, suitable vessels and burial equipment, HDD capability, and repair resources.

EVALUATION

Four equally weighted criteria

40 points total

Prequalification threshold: ≥24 points, with no criterion below 4

Only the named Respondent will be prequalified to respond to a future solicitation.

RFI: Information Requested for Project Planning

The RFI is nonbinding not required for prequalification, and separate from PQ prequalification evaluation.
Respondents should use readily available information and clearly state assumptions.

01

HVDC Submarine System Technical Information

- Proposed MI or XLPE cable system and design basis
- Electrical, mechanical and dimensional data; cable cross-sections and accessories
- Manufacturing capability, capacity, lead times, warranty and commercial terms

02

BABA Compliance

- Country of manufacture and origin of major cable materials and components
- Current or potential compliance with Build America, Buy America requirements
- Domestic availability constraints and potential cost or schedule impacts

03

Installation Concept

- Landfall and HDD approach, cable laying, burial and protection concepts
- Vessel, equipment and installation-window considerations
- Monitoring, repair, spares and operations and maintenance approach

04

Budgetary Cost Estimates

- Separate supply, installation, spares, monitoring, storage, service and overhead costs
- Price the 100 MW base scope and second-pole additive alternate
- State estimate accuracy, milestones, reservation terms, assumptions and exclusions

IMPORTANT **Submit the PQ and RFI as separate, clearly identified components. RFI responses, including pricing, will not be considered in the PQ determination.**

Submarine Cable: Procurement Schedule

Activity Name	Start	Finish
Subsea Cable	15-Oct-2026 A	16-Sep-2027
Cable RFI/PQ	15-Oct-2026 A	04-Jan-2027
RFI/PQ Released - Cable	15-Oct-2026 A	15-Oct-2026 A
Response Period-Cable	15-Oct-2026 A	15-Dec-2026
Vendor RFQ Meeting	04-Nov-2026*	04-Nov-2026
Questions Due	25-Nov-2026*	25-Nov-2026
Review and Evaluate RFI/PQ Responses- Cable	15-Dec-2026	04-Jan-2027
Cable Procurement	15-Nov-2026	16-Sep-2027
Technical Spec Development	15-Nov-2026	31-Mar-2027
PR- Cable	01-Apr-2027	01-Apr-2027
RFP/ITB Released- Cable	01-Apr-2027	01-Apr-2027
Bid Period- Cable	01-Apr-2027	21-Jul-2027
Bid Evaluation- Cable	21-Jul-2027	18-Aug-2027
Contract Negotiation- Cable	18-Aug-2027	15-Sep-2027
Award- Cable	16-Sep-2027	16-Sep-2027

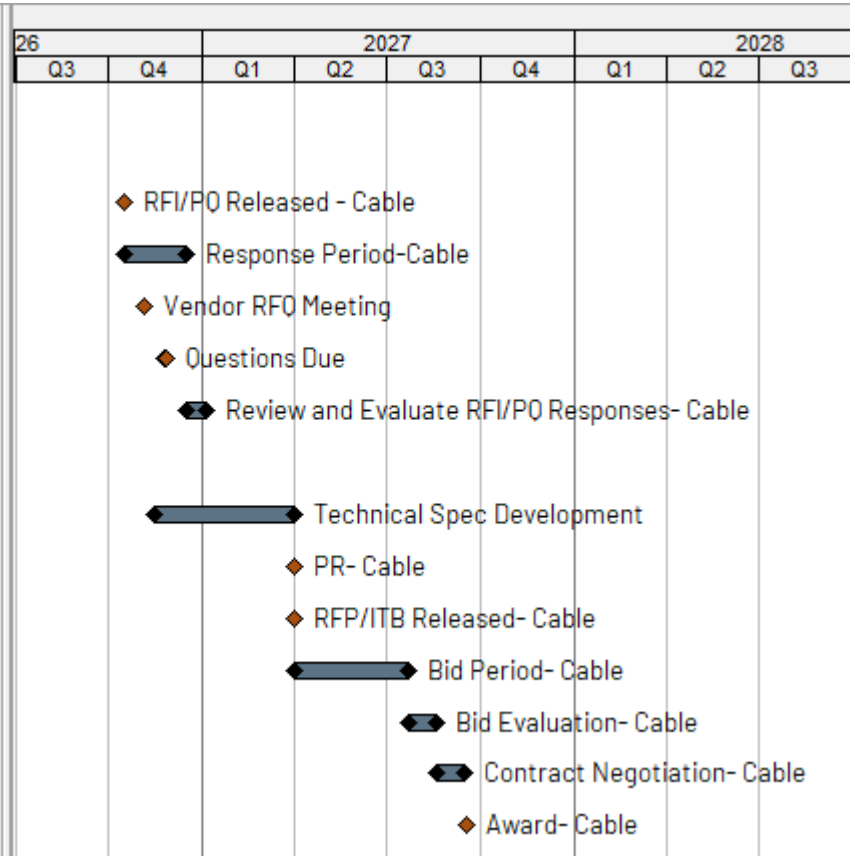

PROCUREMENT

Converter Station FEED RFP

PURPOSE

1. Select a qualified Preferred Supplier for the CIPLink converter stations at Soldotna & Beluga.
2. Obtain budgetary information through an RFI component.

FEED PHASE

Advance the technical solution; complete system studies; address supply chain/BABA approach, develop schedule, technical requirements, commercial terms, and a firm price proposal.

EXECUTION PHASE

Following FEED, AEA may negotiate with the Preferred Supplier for subsequent project phases.

AEA retains discretion whether to advance beyond FEED.

PROCUREMENT PATH

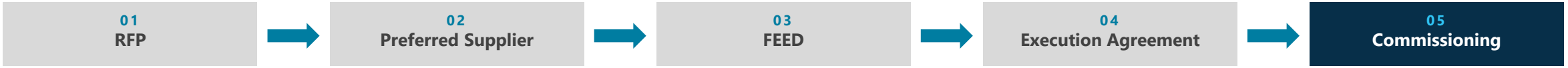

MILESTONE TIMELINE



AEA Procurement Reminders

Solicitation Schedule, Response Instructions and Communications

- **Key dates:** Written questions due November 25, 2026, at 2:00 p.m. Alaska time. Responses due December 15, 2026, at 2:00 p.m. Alaska time.
- **Submission:** Email responses to aeaprocurement@akenergyauthority.org, clearly identified as "CIPLink Submarine Cable PQ/RFI."
- **Response format:** Submit qualification information and RFI information as separate, clearly identified components.
- **Written questions:** Send questions and clarification requests to AEA Procurement using the same subject line.
- **Addenda:** Monitor AEA's procurement website for official responses and revisions. Only written addenda modify the PQ/RFI requirements.
- **Timely receipt:** Respondents are responsible for confirming delivery and receipt. Late responses may not be considered.

08

SECTION 08

Schedule & Upcoming Activities

CIPLink Working Schedule

Summary of the program, Jun 1, 2026 to **mandatory Commercial Operation Date of Aug 31, 2032**

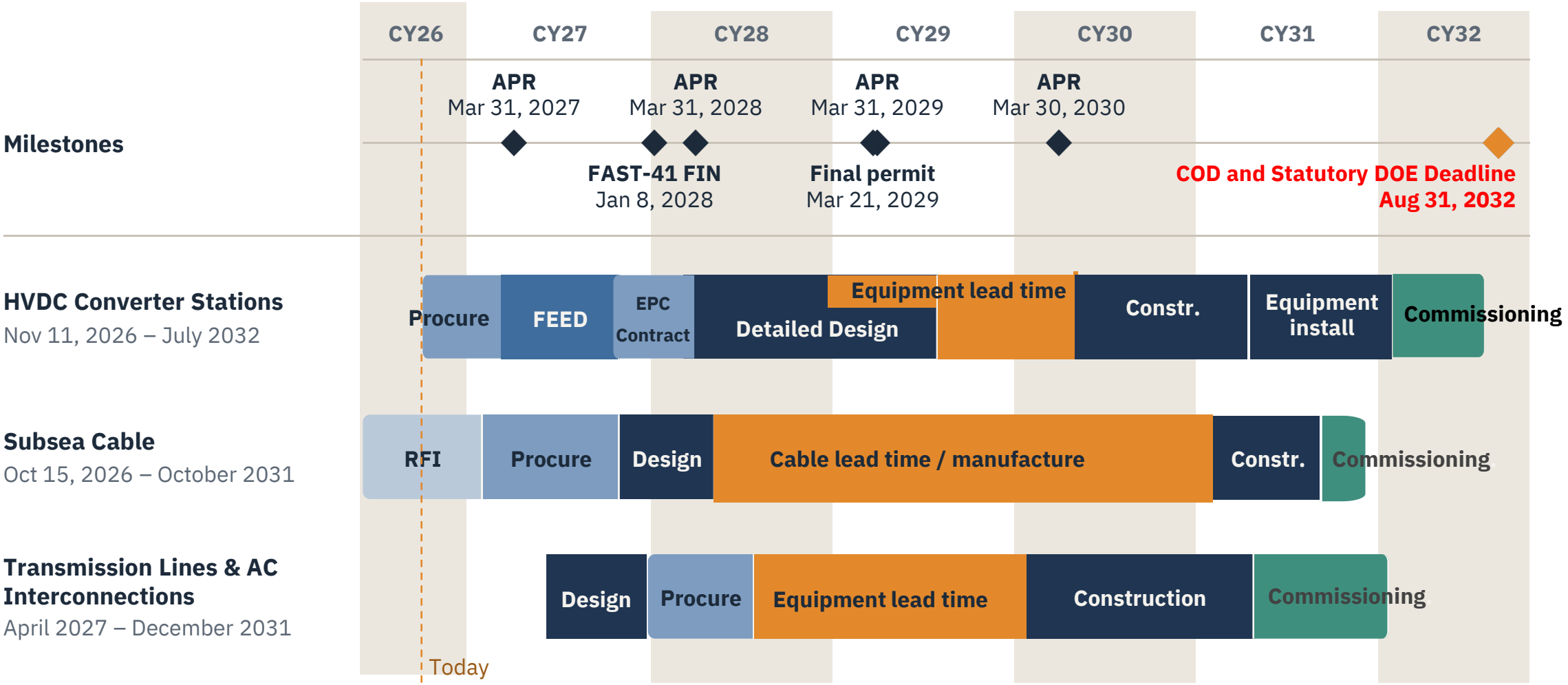

ALASKA ENERGY AUTHORITY

09

SECTION 08

Discussion & Questions



OUR TEAM

THANK YOU

AEA's mission is advancing affordable, reliable energy in Alaska.

Alaska Energy Authority (AEA)
813 W Northern Lights Blvd.
Anchorage, AK 99503
Phone: (907) 771-3001
Fax: (907) 771-3044
akenergyauthority.org